


Sun Lakes Garden Club


July 2021 Newsletter

"Cultivating gardens and friendships"



On July 20th we'll welcome back Josh Waltemeyer from Treeland. Josh's grandfather started the nursery in 1965. Josh's father Larry and uncle Don Waltemeyer run the business now and Josh's cousin Keith and Josh will be the next in line. He has a degree in landscape horticulture and he's also a Certified Nursery Professional through the Arizona Nursery Association. Plus he has 20 years of 'hands on' work experience. He plans to bring a few plants and talk about soil treatments, watering.

Go to [YouTube.com](https://www.youtube.com) to see the video of the nursery tour with Joan and Starla in January 2021. Just enter "Treeland Nursery tour for Sun Lakes Garden Club " and you'll find it.



Our June Meeting Was Memorable . . . for a few reasons.

This was the first time in over a year that we were able to enjoy delicious refreshments that were not packaged!

Mary Jencsok, our Refreshment Coordinator, set up a beautiful table with pumpkin and cranberry bread and had everything set up for



Julie B. and Vicki S. who brought a wonderful assortment of homemade mini-quiches with cheese and fruit platters with plenty to share with our record-breaking crowd of 81 attendees!!!



Marge Mogelnicki submitted the idea to invite Dante and his team from the Arizona Marijuana Gardens in Tempe after seeing him on the local news. Our Speaker Coordinator, Joan Adam, called him and got permission for him to set up his “grow hut” behind the Chapel Center.

About 48 hours before our meeting Dante put out a press release promoting his “seminar” as well as our club. He quoted from our club web cite... “Visitors are welcome from any city.” We had 18 Visitors!



For our June Meeting we had to turn the room around to face the back. We had 92 chairs, including those set in the dining room. The raffle table was hidden way up at the new “front” of the room. There was only 1 aisle and not much room for the “Raffle Rascals”, Lyndi and Denese, to roam the room with their raffle bucket. The raffle took in \$73, which was great, considering all of the fun distractions we had going on. Members were busy welcoming guests and looking at the GROW HUT outside the French doors to the back yard.



MarijuanaHomeGardens.com for more information



The legal number of Cannabis plants allowed for private use on your property is 6 for a single-adult household and 12 in a household of 2 adults. The plants can't be seen from the street or from any backyard neighbors that may have a 2 story house nearby. That's why they added a sliding (roof)screen to close the top of the hut.

They have one customer that grows tomatoes and everything he can imagine in his new GROW HUT plus his Marijuana. The sun screens keep the birds and rabbits and most insects out. They offer an extensive service to help beginners learn to feed and cultivate the 20 gallon canvas pots of “POT”.

A few of the attendees were gathered behind the Chapel Center after the June meeting to view the GROW HUT (behind them).



Other members were lined up in the Anti-room purchasing seeds and others were watching a demonstration of a drying and cultivating machine out in the enclosed patio. It was quite a gathering!





*until our
Holiday Party.*

Hi, I'm Sherrian and I'm happy to announce that I spoke with Santa personally and he's very busy but he's agreed to come to our holiday party again this year! Mark your calendars for Tuesday, December 7th, 11:00am-2pm. (This is an earlier date than our usual meetings)

The party committee has decided to celebrate at GREENHOUSE GARDENS with the owners, Cameron and Jeanine McChesney. They're hosts of the Saturday morning Farmers Market at 13103 E. Chandler Heights Rd.

We'll have a catered boxed lunch and a rustic party in the old Riggs Family Barn at their farm. We'll have fun activities and a great time! Wear your boots or your casual shoes and holiday/farm/or western attire.





"Thank You" to Patrice Reis! Everyone had a great time painting their birdhouses followed by lunch at the Cottonwood Grill. Thanks for buying all of the birdhouses and supplies and sending out the planning emails for our members for our June DIY. (She even used her own paint to do a primer coat on all of the birdhouses in her garage!)



"Thank You Lyndi" for supplying all of the paint and suggesting the idea!





Julie B. Evans reserved a free room for our "Indoor Field Trips" at Cottonwood for the last Tuesday of each summer month for members to gather for Do-It-Yourself projects. Mark your calendars. July 27th will be our next one. **GREAT JOB EVERYONE!**



Patrice decided later to embellish her birdhouse with some landscaping!



Diane and Jennifer created camouflage birdhouses because they thought the birdies will feel safely hidden.

Kat painted her cute little pink house at home due to mobility issues.




Here's a few ideas for our ROCK PAINTING

Do-It-Yourself gathering on the last Tuesday of this month, JULY 27th from 9-12:00 (Optional Lunch following at Cottonwood Grill.) Starla bought flat rocks (\$1.50 each) and you can pay

her and take your rocks home this Tuesday.

Paint & brushes provided.






I was at Center Lake garden in Warsaw, Indiana in late June. The sign below these whimsical purple flowers said "Coreopsis" I don't think so! I'm thinking that label was for the fluffy green foliage that should bloom with tiny yellow flowers. I'm wondering if our members can guess the name for these purple beauties. Sue Elsner

Corrine shared this photo to the right of her Hydro Garden project. She was inspired by our speaker this Spring.



Susan Bliss shared this picture above of where she's displayed her hand-painted yellow and orange birdhouse. She hadn't thought of a color and Lyndi donated all of the paints for the class and said she had lots of yellow...the decision was made! Susan was pleased to see how it added just the perfect pop of color to her pot shelf.



Shared by Sherrian Beagle

Welcome our new members

Lew and Sharron Crawford.



“Lew and I moved from Dobson Ranch in Mesa to SL in Feb. 2020, just before everything closed down. We are happy to start meeting SL folks and getting involved in activities. We enjoy water aerobics each day at Cottonwood and we also enjoy card games. Lew golfs once a week. We enjoy digging in the dirt with potted plants, after tending to large yards in previous homes. We both look forward to meeting other gardeners.” Sharron

We have 4 other recent members who will be introduced in a future newsletter when they submit their photos and short bio. ***(Neil, Debby, Valerie and Corrine)***



Be sure to forward this to your friends who may want to visit us or become a member. Members may join from any town.

We meet all year on the 3rd Tuesday of the month. We greet visitors and enjoy refreshments from 9:30am-10:00 am. We have a featured speaker and a club meeting until Noon. After the meeting, we invite everyone to join us for lunch (optional) at a selected restaurant nearby.

We meet in the Chapel Center at 9230 E. Sun Lakes Blvd. N., Sun Lakes, AZ 85248. It is next door to Sun Lakes All Faiths Church and across the Street from the Sun Lakes Country Club.

Join on our website at
SunLakesGardenClub.ORG

Sun Lakes Garden Club

"CULTIVATING GARDENS & FRIENDSHIPS"

THE CLUB **MEMBERSHIP INFO** CALENDAR RESOURCES NEWSLETTERS GALLERY
CLUB MEMBER ROSTER INFORMATION FOR SPEAKERS LOG IN

Sun Lakes Garden Club

"CULTIVATING GARDENS & FRIENDSHIPS"

THE CLUB MEMBERSHIP INFO CALENDAR RESOURCES NEWSLETTERS GALLERY
CLUB MEMBER ROSTER INFORMATION FOR SPEAKERS LOG IN

Enroll and Pay Online

Become a Member

Benefits of Membership:

Members receive the Newsletter every month and are welcome to attend our monthly meetings and field trips. Visitors are welcome to attend one meeting or field trip and then we hope they'll decide to join. Members may live in any city and have any level of experience, including No gardening experience. Please select the "JOIN OR RENEW" button to take you to that page and you can join and pay online on our Safe & Secure PayPal account.

Check out our past newsletters to see some of the fun field trips and the interesting speakers we feature at our monthly meetings.

Please fill out the form below to join, or renew a membership. Click Submit button to pay your dues using a credit or debit card. Please do not fill out the form if you do not plan on paying a membership fee at this time. Dues are \$20 for one member and \$25 for a two person household.

Membership Form

* Indicates required field

Name *

First Last

First Last

Address *

Line 1

Line 1

Line 2

Line 2

City State

City State

Zip Code Country

Zip Code Country

Phone Number *

Second Household Member (if it applies)

First Last

First Last

How do you want your name tag printed on your club name tag?

Name on Name Tag *

Name on Tag - Second Household Member (if it applies)

I/We agree to let the club use my image in



Email *

Please tell us a bit about yourself to help us get to know you. We'd love to have you add

4 or 5 sentences about your hobbies.....gardening or otherwise (swimming, hiking, Trivia, etc.). You don't have to have any gardening experience to join, but if you do have some experience or a topic to share, please write it here. The Newsletter publisher would like to have a photo of you to post with our "Welcome New Members" section of our monthly newsletter. Please submit a photo here or email with NEW MEMBER PHOTO as a Subject line to StarlaKramer@gmail.com. If you don't have a photo, please ask Sherrian Beagle to take your photo at the next meeting or field trip.

About Me *

